

# **Air Transportation System Customers Metrics**

**Herman A. Rediess, PhD  
FAA, Washington, DC**

**Moving Metrics: A Performance-Oriented View of the  
Aviation Infrastructure**

**Asilomar Conference Center  
Pacific Grove, CA  
January 29, 2004**

# National Plan to Transform the Air Transportation System - 2025

---

---



## **\*National Plan Goals - November 2003**


- **Reduce aviation system costs by 25%, creating hundreds of thousands of new jobs**
- **Provide 3 times the capacity**
- **Reduce curb-to-curb transit time by 30% and time in airports to less than 30 minutes**
  - ☞ **Arrivals and departures to be on-time 95% of the time**
- **Seamless ATM and security operations for homeland defense without compromising access to aviation**
- **Maintain safety, while becoming quietest, cleanest, and most fuel-efficient**
- **Retain world leadership role in aviation**

\*Secretary Mineta's letter to President Bush

# Air Transportation System vs. Air Traffic Services

---

---

 ***Air Transportation System*** moves people (pilots and passengers) and/or goods (cargo or payloads) from origin to destination by aircraft for a known purpose

 ***Air Traffic Services*** are those services provided to aircraft operators to allow safe and efficient operations within the National Airspace System

 **Air Traffic Services** are subsets of the Air Transportation System

# Metrics

---

---

## **Measure how well the system or service meets the customers' needs**

### ➤ **Customers must be known**

#### **Air Traffic Services customers are the aircraft operators**

- airlines, military commands, pilots, special civil air service organizations, e.g., medical emergency, law enforcement, etc.)

#### **Air Transportation System customers --**

- Air traffic service customers
- End-users (some overlap with ATS customers)

### ➤ **Needs must be defined in measurable terms**

# Air Transportation System Metrics

---

---

## Air Traffic Services metrics

- Being addressed by others






## End-User metrics

- Broad and diverse set of customers
- Customer needs vary across different segments of air transportation
- Some segments have been addressed
  - ☞ Express cargo built around their customers needs
  - ☞ Passenger delays due to security screening
- No systematic treatment of end-user metrics across all segments of air transportation

# Establishing End-User Metrics

---

---

-  **Define principal air transportation system segments and associated “end-users”**
-  **Solicit “needs” from representative end-users**
-  **Define metric(s) for each need**
-  **Define goals for each need in terms of the metric(s)**
-  **Validate/modify metric(s) and goals with end-users**

# Air Transportation System Segments

---

---

## Commercial transportation

- End-users - passengers and cargo customers

## Business and on-demand services

- End-users - executives, passengers and private pilots

## Military (not addressed here)

- End-users - commands responsible for passengers and cargo

## Small community air mobility

- End-users - passengers and cargo customers

## Special civil operations

- End-users - special civil aerospace service organizations

## Recreational and sport flying

- End-users - private pilots

**The following are examples of potential needs and metrics for segments of air transportation**



# Commercial Transportation End-User

---

---

## Passengers

- All passengers
  - ☞ Safe and secure flights
    - Safety metric: number of accidents
    - Security metric: number of true security breaches
  - ☞ Efficient door-to-door travel
    - Metric: elapsed time
- Business travel
  - ☞ Business-day schedules
    - Metric: days lost due to airline schedule
  - ☞ Dependable arrival times
    - Metric: number of meetings missed
  - ☞ Reasonable costs
    - Metric: annual expense as % of budget
- Personal travel
  - ☞ Affordable airline tickets
    - Metric: annual expense as % of discretionary income

## Cargo customers

- All cargo
  - ☞ No loss or damage
    - Metric: number of losses/damages
  - ☞ Priced consistent with value of service
    - Metric: costs as % of value to customer
- Express cargo
  - ☞ Fast and dependable delivery
    - Fast metric: over-night to all customers
    - Dependability metric: number of on-time deliveries
- Regular cargo
  - ☞ Dependable delivery
    - Metric: number of on-time deliveries

# Business & On-demand End-User

---

---

## Executives and Passengers

- **Time-efficient transport from desired origin to destination**
  - ☞ **Metric: actual transit time compared to best possible time**
- **Anytime departure**
  - ☞ **Metric: number of departures within 10 minutes of desired time**
- **Low costs**
  - ☞ **Metric: annual costs compared to using commercial service**
- **Others ?**

## Private Pilots

- **Fair access to airports and airspace**
  - ☞ **Metric: number of times access is limited**
- **Low service fees**
  - ☞ **Metric: costs of services per flight**





# Small Community End-User

---

---

## Local air transportation comparable to major cities

### Passengers

-  Same needs and metrics as for major cities plus -
-  Convenient schedules
  - Metric: number of times unable to satisfy user schedule
-  Comparable price per seat-mile as for major cities
  - Metric: average price per seat mile
-  Dependable service in all weather conditions
  - Metric: number of on-time departures and arrivals

### Cargo

-  Same needs and metrics as for major cities

# Special Civil Operations

---

---

## Emergency & law enforcement

- 24 hour operations anywhere in all but extreme weather
  - ☞ Metric: number of constrained operations
- Protection from wires, towers and other objects
  - ☞ Metric: number of related mishaps

## Remote area & off-shore operations

- Precision navigation and landing guidance
  - ☞ Metric: number of related mishaps

## Civil Uninhabited Air Vehicles (UAV)

- Comparable access to NAS as piloted aircraft
  - ☞ Metric: number of unconstrained operations compared to piloted
- Airport-independent operations
  - ☞ Metric: number of unconstrained operations

## Space transportation

- Routine unrestricted operations through the NAS
  - ☞ Metric: number of unconstrained operations

## Others?

# Recreational/Sport Flying End-User

---

---

 **Maximum freedom from rules and regulations**

➤ **Metrics: number of rules and regulations**

 **Maximum access to airspace and flexibility under VFR conditions**

➤ **Metrics: number of constraints**

 **Minimum equipage requirements**

➤ **Metrics: number and costs of required equipage**

 **Low service fees**




➤ **Metrics: annual costs**

 **Others ?**

# Summary

---

---







-  **Both end-user and air traffic services metrics need to be considered when developing the future air transportation system**
-  **Systematic treatment of end-user metrics is needed**
-  **Defining principal air transportation system segments and associated end-users may be helpful**

# **Backup Charts**

# Air Traffic Services Customers' Needs

---

---

-  **Assure safety and security**
-  **Provide sufficient system capacity to meet demand**
-  **Allow efficient operations**
-  **No service disruption**
-  **Provide equal treatment and access to all aircraft subject to performance limits**
-  **Provide service at reasonable cost**



# Air Traffic Services Metrics

---

 **Safety/security**

 **Capacity/delay**

 **Efficiency/productivity**

 **Flexibility/predictability**

 **Reliability/maintainability**

 **Equity/accessibility**

 **Others?**